

Instructions for Accessing the Appalachian myApp Portal

1. Logging into your [MyApp](http://myapp.appstate.edu) portal (myapp.appstate.edu).
 - a. Enter User Name. Your user name was emailed to you shortly after you applied.
 - b. Enter Password. This is the password you have already created for myAPP.
 - c. If you do not know your user name or this is your first time logging into myAPP jump to step 2 below.

MyApp Login

 Please enter your username and password. When finished, select Login.

Please Note: Entries are Case Sensitive

To protect your privacy, please Exit and close your browser when you are finished.


User Name:

Password:

[Need Help?](#)

2. Forgot or don't know your user name or password?
 - a. Click on **Need Help** located on the lower left side of the screen.

MyApp Login

 Please enter your username and password. When finished, select Login.

Please Note: Entries are Case Sensitive

To protect your privacy, please Exit and close your browser when you are finished.


User Name:

Password:


[Need Help?](#)

3. Verify your personal information to retrieve your user name and student ID number.
 - a. If you are unable to verify your information you can contact the [Help Desk](#) (828) 262-6266 (they will be closed Dec. 24th – Jan. 1st).
 - b. If you are unable to reach the help desk you can email your [Admissions Counselor](#). They will be checking email periodically over the holiday (Dec. 21st – Jan. 1st)

User Name Look Up

 Appalachian Students, Faculty and Staff who know their username (Email address) and need to change or establish a secure password should use the Password Manager.

[Password Manager Form](#)

 Use this form to confirm that you have an active User Name (Email Account) or to retrieve your assigned University Identification Number, to provide access to the Banner Self Service System.

To verify your identity and in order to receive your access credentials, please provide the confidential information requested below and click on **Submit**.

Note: Your disclosure of your Social Security Number ("SSN") is voluntary, and no specific statute or regulation supports our request that you provide your SSN. If you prefer not to provide your SSN electronically, but you still need access to student data, please review information at www.registrar.appstate.edu.

WARNING: You are not authorized to access personal information other than your own through this Web site. Intentional, unauthorized use of another person's confidential information is a campus honor code violation, as well as a criminal offense.

Legal Name on file with Appalachian:

Last Name

First Name

SSN:

DOB: Month: 01 Day: 01 Year: 1930

Complete all blank fields.

4. Once you have retrieved your user name and student ID number, go to the password manager (<http://password.appstate.edu>). Enter your user name and follow the on screen instructions.

Password Manager

Appalachian State University

Section Navigation > [Appalachian Home Page](#) > [MyASU](#) > [Password Manager](#)

Resource Links

- [New User Access](#)
- [Using the Password Manager](#)
- [Forgot your Password](#)
- [Expired Password](#)
- [University Policies](#)
- [Guidelines for Setting and Protecting Your Password](#)
- [Find more information at <http://support.appstate.edu>](#)
- [User Name Look Up](#)


Please enter your University username to establish or change your secure password. Click on submit to begin the authentication process.

Username:


5. Create a new password and select a new challenge question.

Passwords must be at least eight (8) characters in length with a maximum of thirty (30) characters . Use a combination of letters and numbers (no special characters or spaces) and at least one numerical value is required.

You should not use a previous password when making your selection. You will be notified by email when your password is about to expire (every 90 days). If you need assistance, visit <http://support.appstate.edu>.


New Password: 

Verify Password:



Challenge Questions

Select new or update current challenge questions to provide an Alternate Authentication. If you forget your password you can confirm your identity by answering a challenge question and other personnel information. You will need to remember the exact answer for the selected challenge question.

Click on one radio button to select a question and type the appropriate answer in the box provided. You may create your own question and answer by clicking on the radio button beside the blank box provided. 

What is your favorite pet's name ?



What is your mother's maiden name ?


What is the name of the city/town of your birth ? [To Change Response Click Here](#)

What is the name of the city/town of your mother's birth?

6. [myApp](#) Tab

Personal Information **Student** **Financial Aid** **myApp** **Orientation**

 **Admissions** 

[Admissions Checklist](#) 
View your application status and checklist items.

[Application for Merit Scholarship](#)
View your scholarship information.

[Enter Supplemental Information](#)
Enter and update text for your personal essay or resume.

[Transfer Coursework Evaluation](#)
View your articulated transfer credit.

[Update Your Courses in Progress](#)
Update Your Courses in Progress

[Update Your Email Address](#)
Update your personal email address.

[Update Your Intended Major](#)
Update your intended major before confirming enrollment.

[Withdraw my Admissions Application](#)
Admissions application withdrawal procedures.

[Test Scores](#)
Test scores received by ASU

[High School and Prior College\(s\) Information](#)
View your high school and prior college(s) information.